



# Fall 2019 First Findings from a National Study of AIAN Head Start Programs

**What can we learn and how can we use  
the data in our work**

**December 2020**

Todd Lertjuntharangool

Michelle Sarche

Lizabeth Malone

Sara Bernstein

Laura McKechnie



# Before we get started

- **All participants will be on mute in order to allow presenters to speak without background noise. Thank you.**
- **To ask a question, please use the “Question and Answer” option in your toolbar along the bottom of the screen.**
  - We will save your questions for the end of the presentation and discuss them during the Q&A session.
- **Webinar recording will be made available**



# Welcome from the Administration for Children and Families



**Meryl Barofsky and Laura Hoard**  
**Senior Social Science Research Analysts**  
**Office of Planning, Research, and Evaluation**

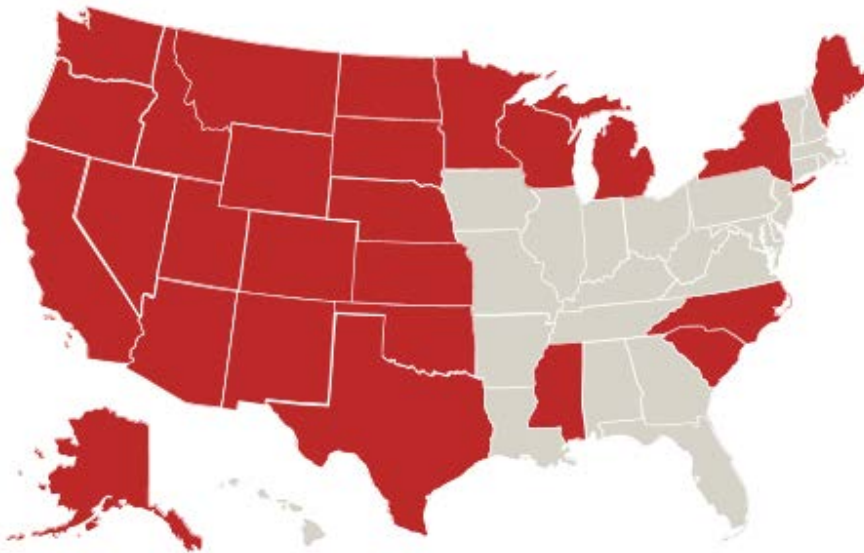


**Todd Lertjuntharangool**  
**Regional Program Manager**  
**Office of Head Start – Region XI**

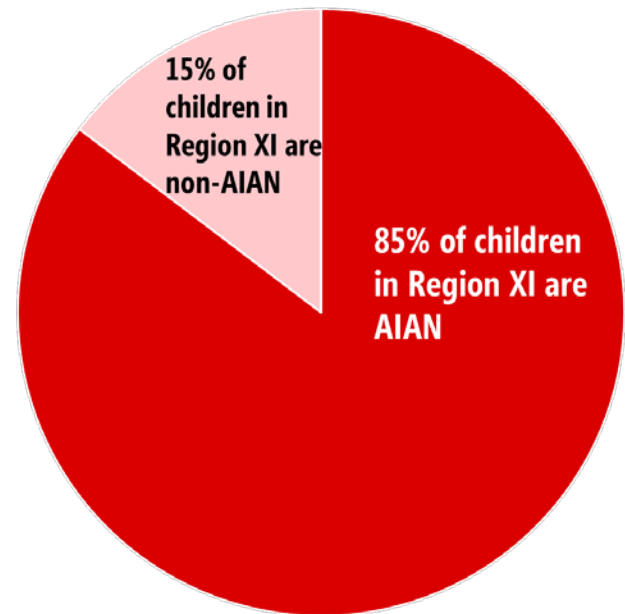


# What is Region XI Head Start?

## States with Region XI Head Start Programs



## Region XI Head Start Children



Source: 2018–2019 Head Start Program Information Report

# Presenters



**Michelle Sarche**  
**University of Colorado Anschutz Medical Campus**  
**Colorado School of Public Health**  
**Centers for American Indian & Alaska Native Health**  
**Tribal Early Childhood Research Center**



**Lizabeth Malone and Sara Bernstein**  
**Mathematica**



**Laura McKechnie**  
**Sault Ste. Marie Tribe Head Start**

# Agenda

- Provide background for the study
- Share ways to use the data
- Present selected findings
- Review what's ahead for AIAN FACES
- Answer questions



# **Background for the study**

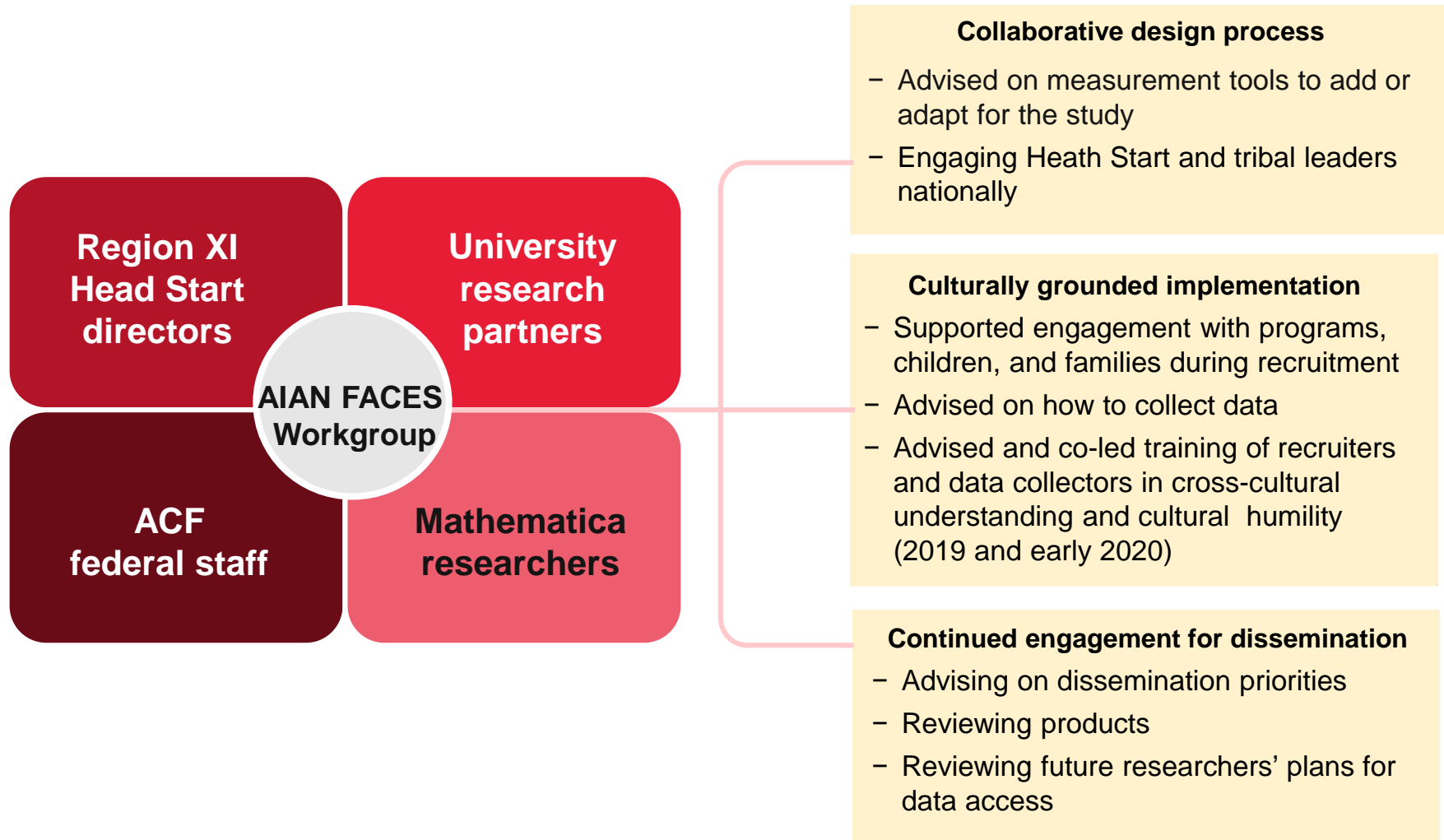


# **AIAN FACES 2019 builds on the success of AIAN FACES 2015**

- **AIAN FACES 2015 was the first national study of Region XI Head Start**
- **Based on the success of AIAN FACES 2015, ACF undertook AIAN FACES 2019**
- **Similarities with AIAN FACES 2015 will allow us to look at trends over time**



# AIAN FACES 2019 Workgroup



# **AIAN FACES 2019 study goals**

**AIAN FACES is representative of ALL children in Region XI Head Start**


**The goals of AIAN FACES are to:**

- Describe strengths and needs of all children (AIAN and non-AIAN) in Region XI
- Provide an accurate picture of all children and families served by Region XI
- Understand the cultural and linguistic experiences of Native children and families



# AIAN FACES 2019 included 22 randomly selected Region XI Head Start programs

- Protocols for tribal review were followed in each community
- Data were collected from: children, parents, teachers, program and center directors



# **How AIAN FACES data can be used**



# **AIAN FACES offers Region XI an important source of national representative information**

- **Office of Head Start can understand national programming trends over time to inform:**
  - Targeted technical assistance
  - Resource requests
  - Policy planning
- **Head Start grantees can compare their data to national data to:**
  - Understand program performance in context
  - Inform grant and other funding applications
- **AIAN communities can identify successes and discuss opportunities for growth**
- **Researchers can grow the research base and share findings with Native communities about:**
  - Children's experiences in Head Start
  - Children's development in Head Start



# AIAN FACES data resources available for use

Data resource	What can you find	How can you use it
Study report	Data tables covering a broad range of topics with the percentage or averages	Find the numbers on experiences and characteristics for Region XI as a whole
Measures	Questions asked of study participants	Understand the findings and how data were collected, use publicly available questions in your own work
Restricted-use data file	De-identified information from the surveys and child assessment scores for study participants	Conduct analyses to answer new questions; researchers in institutions of higher education or research organizations can apply to access the data

*Google “OPRE AIAN FACES” to find the ACF AIAN FACES website*



# AIAN FACES findings are available in various ways

Product	What can you find	How can you use it
Webinars	Discussion on selected findings, with figures	Learn about the study and share your own implications for work
Study briefs	Shorter report relying more on figures to tell the story of the topic or question	Learn more about a specific topic with greater context
Snapshots	One-pager with graphics and short text	Quick picture on smaller set of findings and key take-aways
Slides	Set of figures	Shorter, more targeted approach to share findings from a brief

*Google "OPRE AIAN FACES" to find the ACF AIAN FACES website*



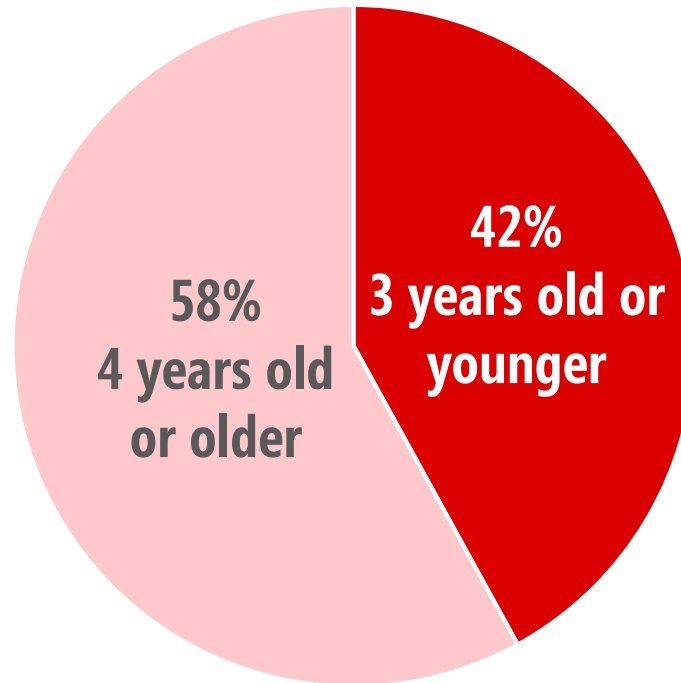
# **Selected findings from AIAN FACES 2019**



# **Who are the children in Region XI Head Start?**

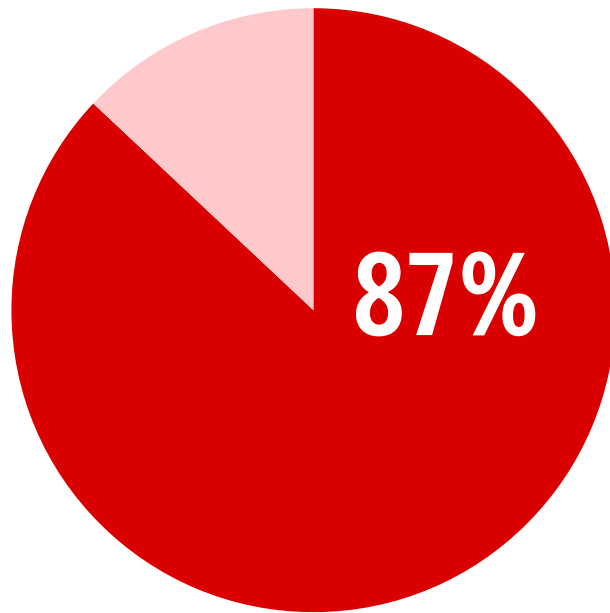


# As of September 1, 2019, there were more 4-year-olds than 3-year-olds in Region XI Head Start.



Source: Fall 2019 AIAN FACES Parent Survey and Survey Management System, Table A.1.

Note: Statistics are weighted to represent all children enrolled in Region XI Head Start programs in Fall 2019.



**of Region XI Head Start  
children are American  
Indian or Alaska Native.**

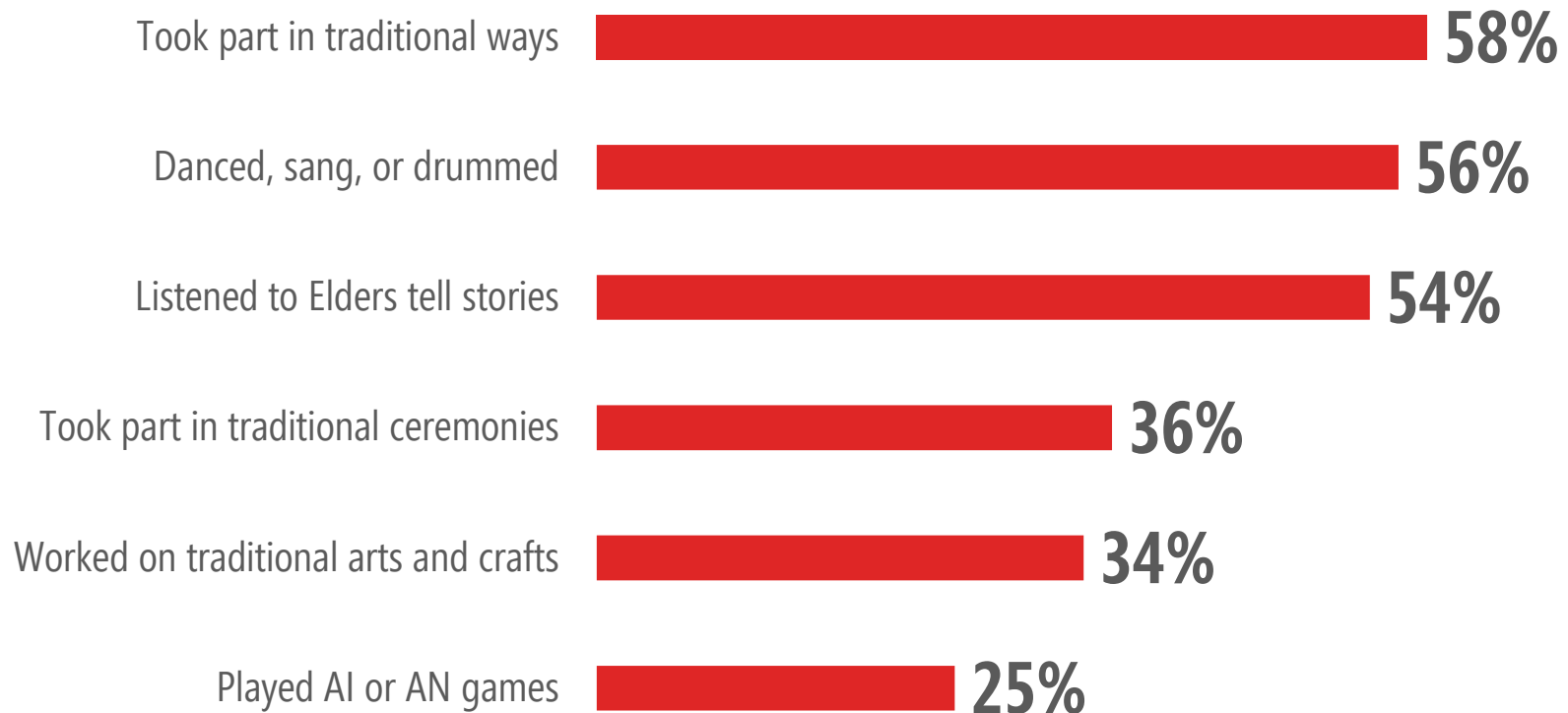
Source: Fall 2019 AIAN FACES Parent Survey and Survey Management System, Table A.1.

Note: Statistics are weighted to represent all children enrolled in Region XI Head Start programs in Fall 2019. AIAN children includes children whose parents reported they were AIAN only or in combination with another race or Hispanic identity.

**What are Region XI children's home  
and community experiences?**

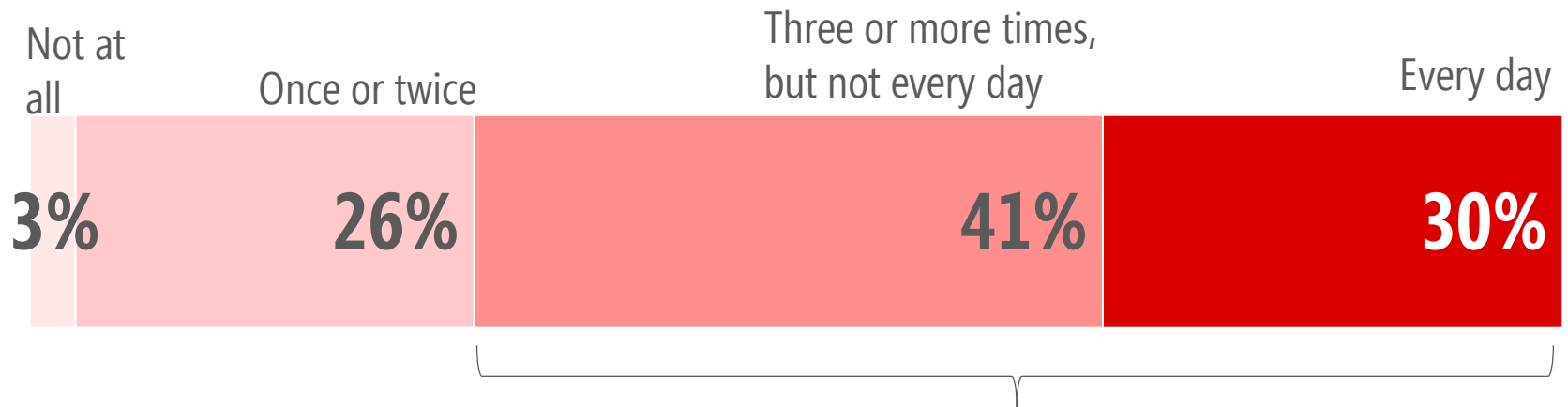


In the past 12 months, **more than 1/2** of Region XI Head Start children took part in traditional ways such as hunting, carving, harvesting, collecting, and fishing.



Source: Fall 2019 AIAN FACES Parent Survey, Table A.20.

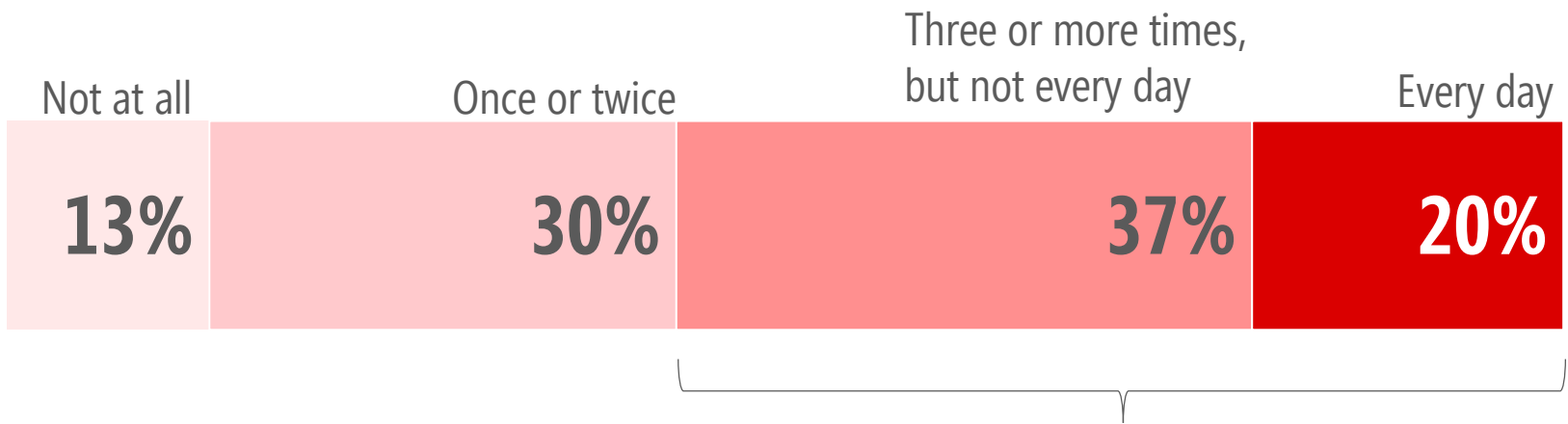
Note: Statistics are weighted to represent all children enrolled in Region XI Head Start programs in Fall 2019.



**In the past week, a majority (71%) of Region XI Head Start children were read to by a family member three or more times.**

Source: Fall 2019 AIAN FACES Parent Survey, Table A.21.

Note: Statistics are weighted to represent all children enrolled in Region XI Head Start programs in Fall 2019.



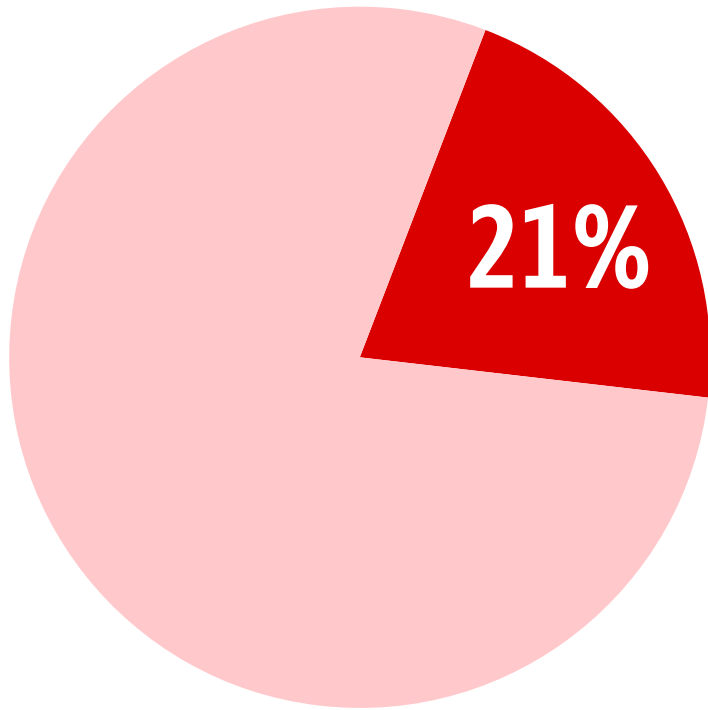
**In the past week, more than ½ (57%) of Region XI Head Start children were told stories by a family member three or more times.**

Source: Fall 2019 AIAN FACES Parent Survey, Table A.21.

Note: Statistics are weighted to represent all children enrolled in Region XI Head Start programs in Fall 2019.

**What are Region XI families'  
resources and needs?**



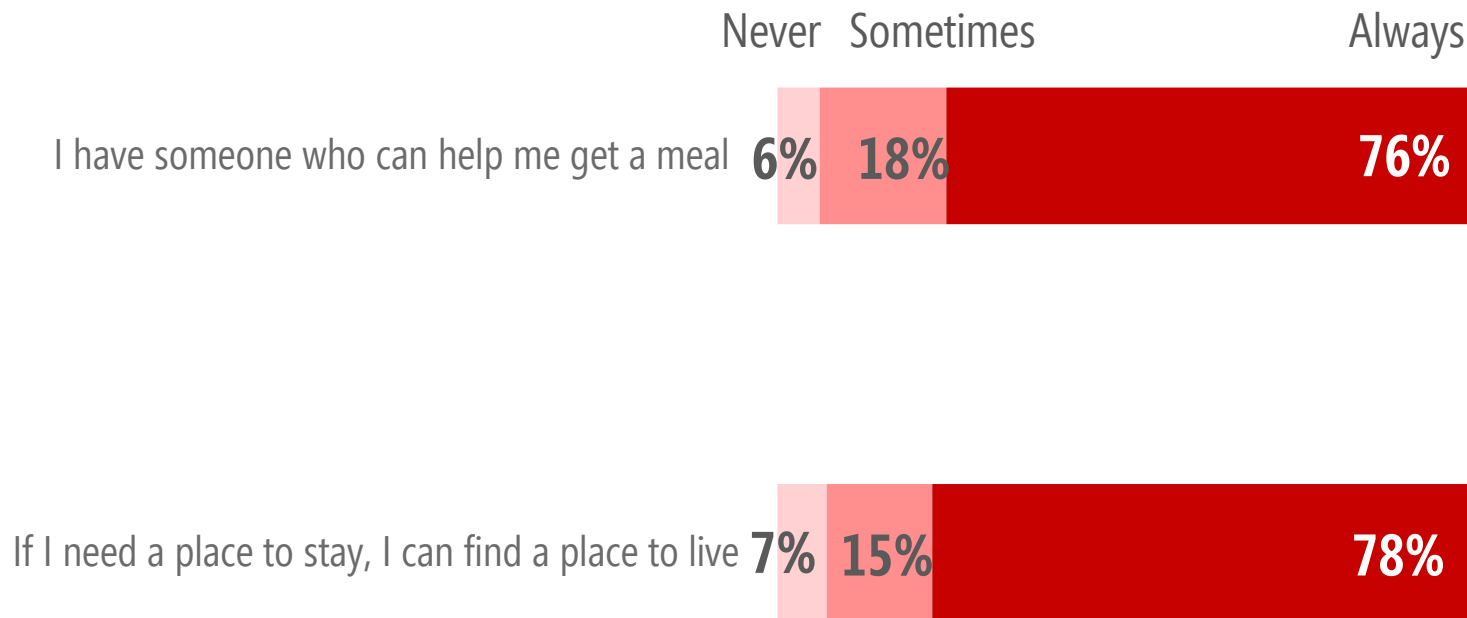


**of Region XI Head Start children live with their grandparent or great-grandparent.**

Source: Fall 2019 AIAN FACES Parent Survey, Table A.3.

Note: Statistics are weighted to represent all children enrolled in Region XI Head Start programs in Fall 2019. This includes children living with and without their biological/adoptive parent(s).

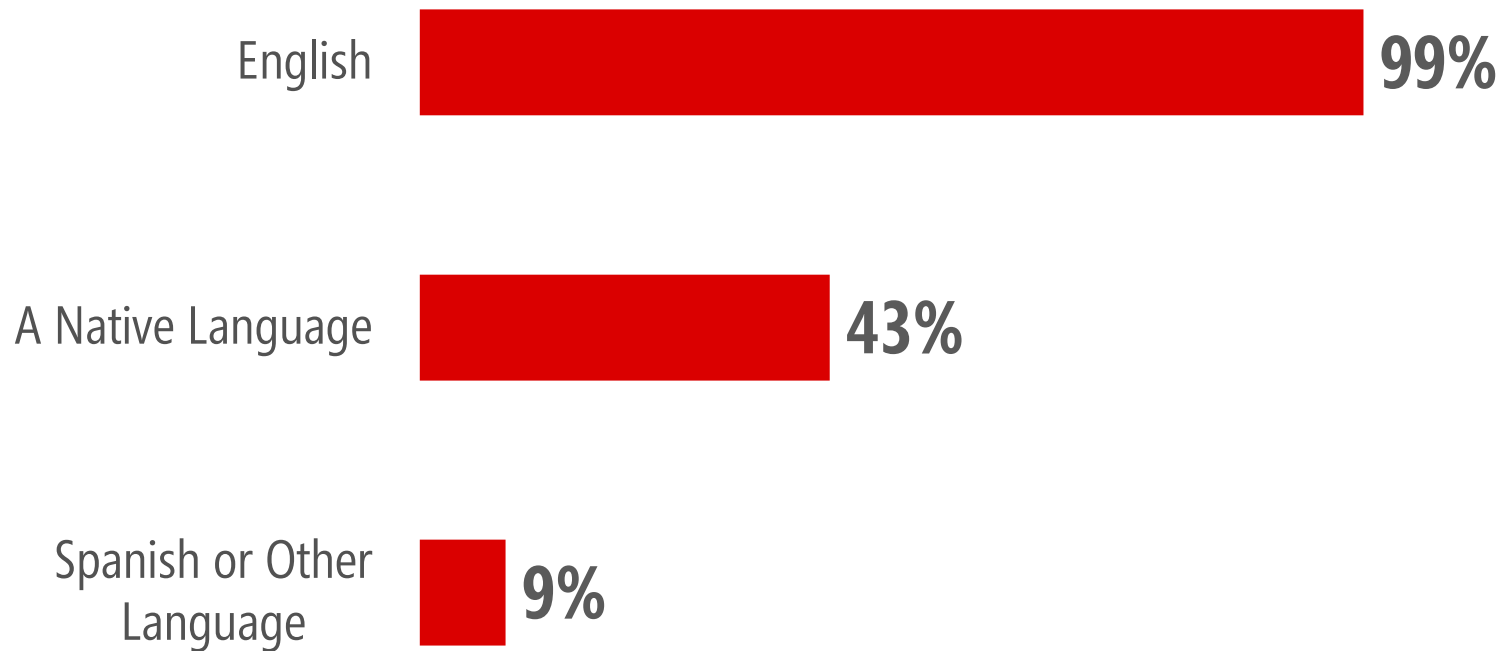
**Over 75 percent** of Region XI children's parents report they can **always** find a meal or a place to stay for their family.



Source: Fall 2019 AIAN FACES Parent Survey, Table A.11.

Note: Statistics are weighted to represent all children enrolled in Region XI Head Start programs in Fall 2019.

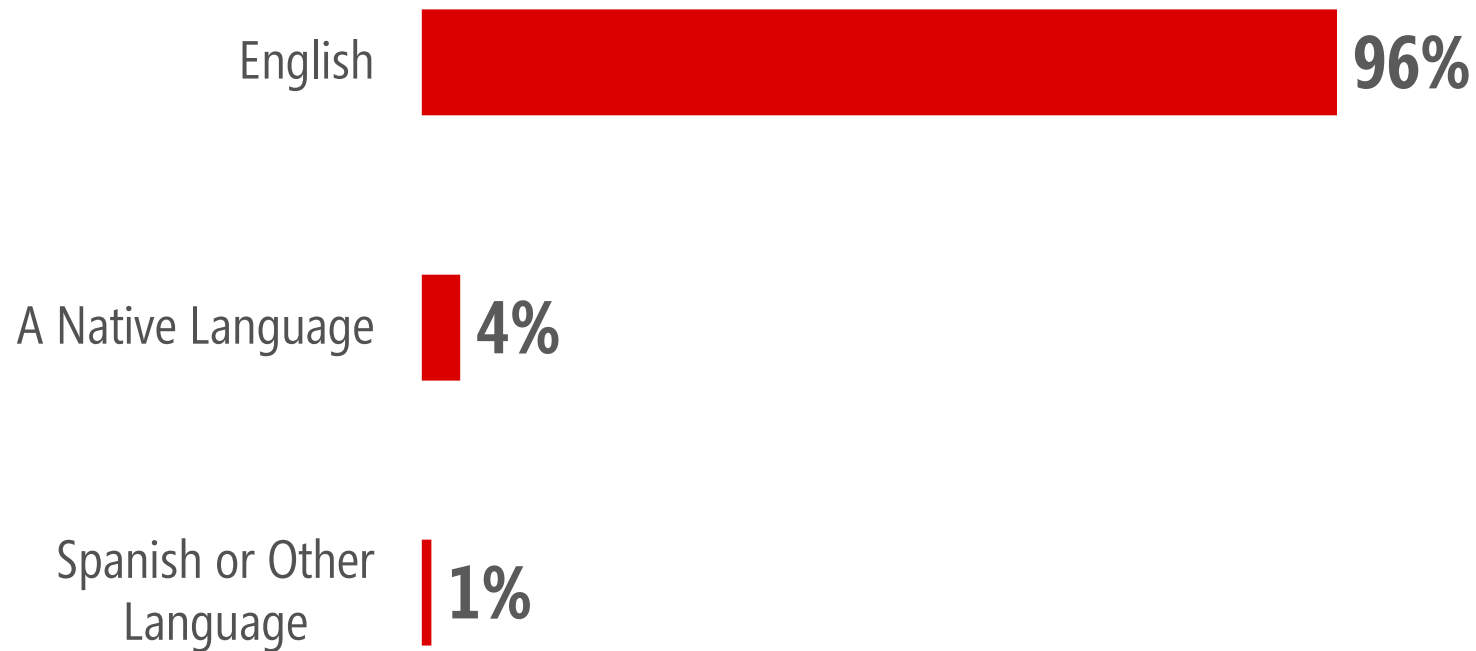
# A Native language is spoken to children in **almost 1/2** of homes.



Source: Fall 2019 AIAN FACES Parent Survey, Table A.2.

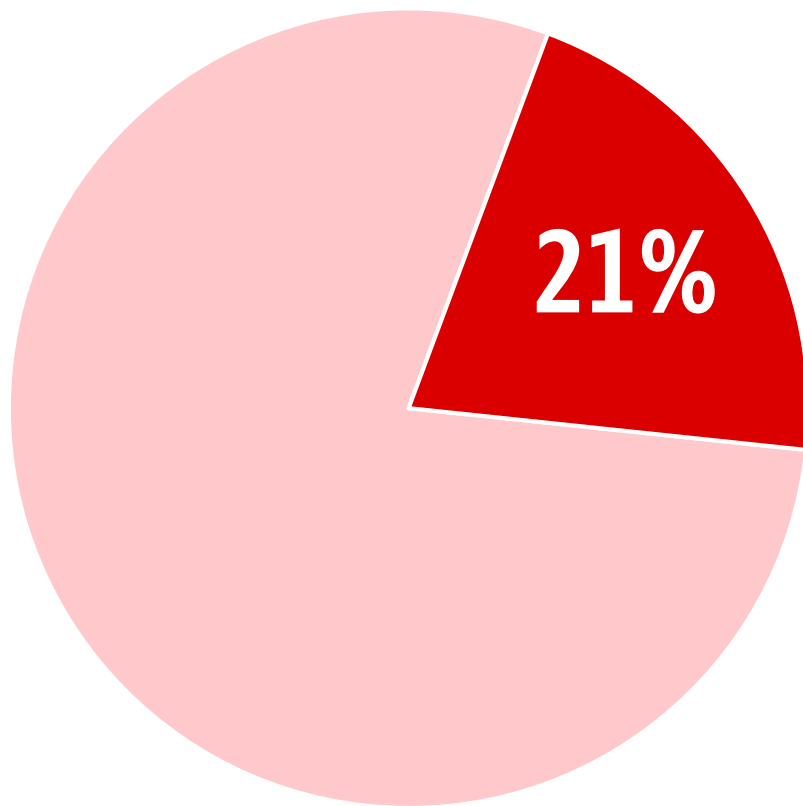
Note: Statistics are weighted to represent all children enrolled in Region XI Head Start programs in Fall 2019. This characteristic is based on the parent's report of any languages spoken in the home, and therefore may sum to greater than 100 percent if more than one is spoken.

# English is primarily spoken to children in **most** homes.



Source: Fall 2019 AIAN FACES Parent Survey, Table A.2.

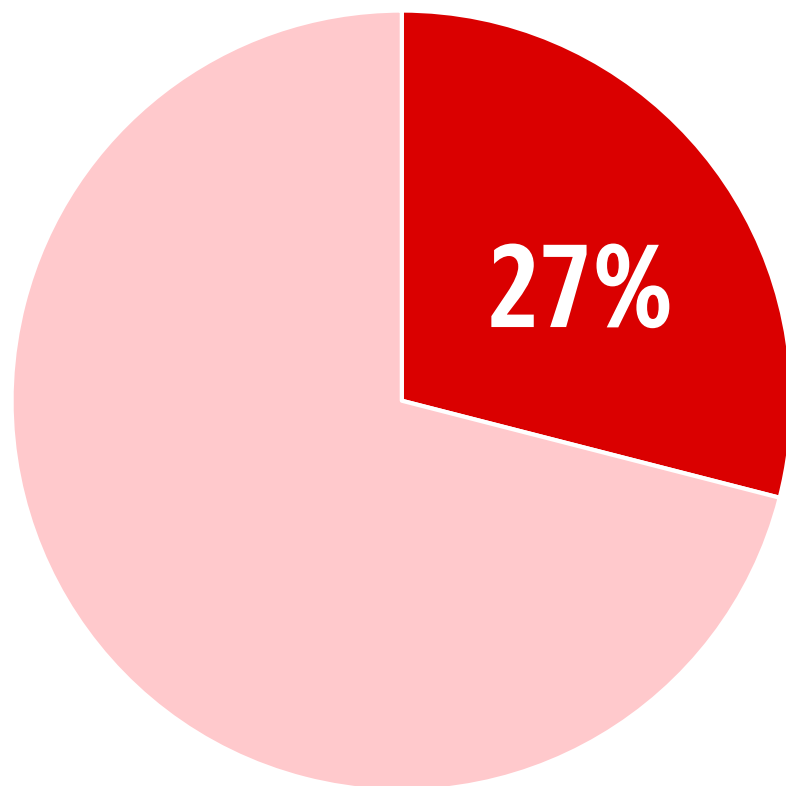
Note: Statistics are weighted to represent all children enrolled in Region XI Head Start programs in Fall 2019. Percentages may not sum to 100 due to rounding.



**of Region XI Head Start children have a mother and father in the household who are both working full-time.**

Source: Fall 2019 AIAN FACES Parent Survey, Table A.5.

Note: Statistics are weighted to represent all children enrolled in Region XI Head Start programs in Fall 2019. Parents include both biological and adoptive parents. Households that do not include a mother and/or father are not included.

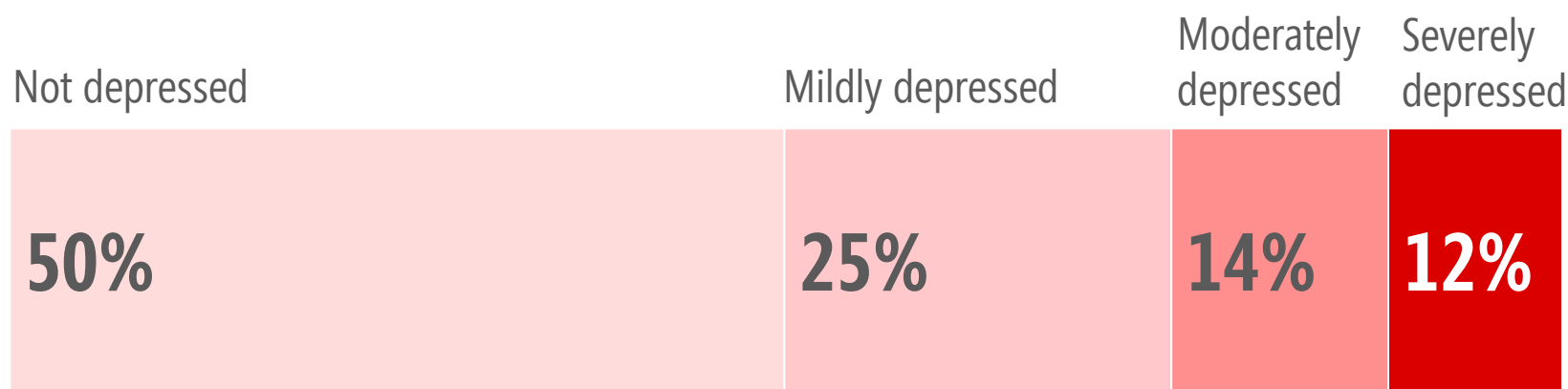


**of Region XI Head Start  
children's parents  
report financial strains.**

Source: Fall 2019 AIAN FACES Parent Survey, Table A.11.

Note: Statistics are weighted to represent all children enrolled in Region XI Head Start programs in Fall 2019. The financial strain scale includes four items that measure the extent to which a family feels they have enough money to afford the kind of home, clothing, food, and medical care they need. A family "reported a financial strain" if they disagree or strongly disagree that they have enough money to afford a home, clothing, food, or medical care.

# Half of Region XI Head Start children's parents report few depressive symptoms.



Source: Fall 2019 AIAN FACES Parent Survey, Table A.9.

Note: Statistics are weighted to represent all children enrolled in Region XI Head Start programs in Fall 2019. The total depressive symptom score is the total score on the Center for Epidemiological Studies Depression Scale (CES-D) short form (12 items on a 4-point scale for frequency in the past week). Total scores range from 0 to 36. Scores ranging from 0 to 4 are categorized as not depressed; from 5 to 9 as mildly depressed; from 10 to 14 as moderately depressed; and 15 and above as severely depressed. The CES-D is a screening tool and not a diagnostic tool, but publisher reports that scores have been correlated with clinical diagnosis.

**How are Region XI children doing  
at the beginning of the  
Head Start year in Fall 2019?**



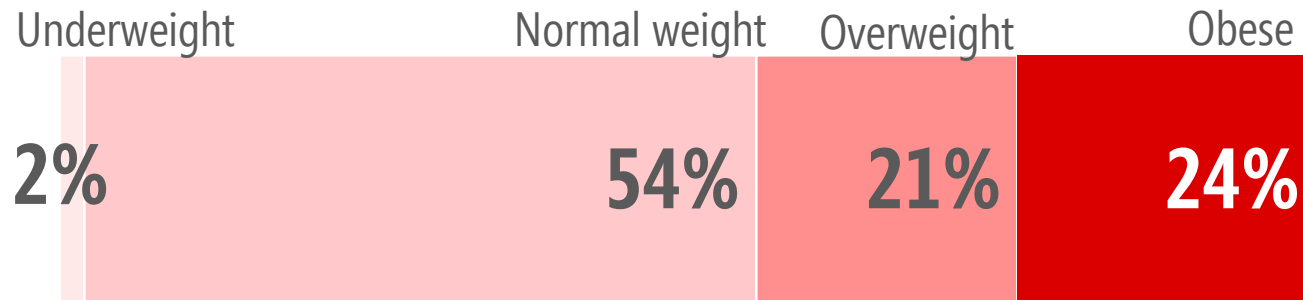
# Region XI Head Start children's parents report that **most** children are in excellent/very good health.



Source: Fall 2019 AIAN FACES Parent Survey, Table D.2.

Note: Statistics are weighted to represent all children enrolled in Region XI Head Start in Fall 2019.

# More than $\frac{1}{2}$ of Region XI Head Start children are normal weight.

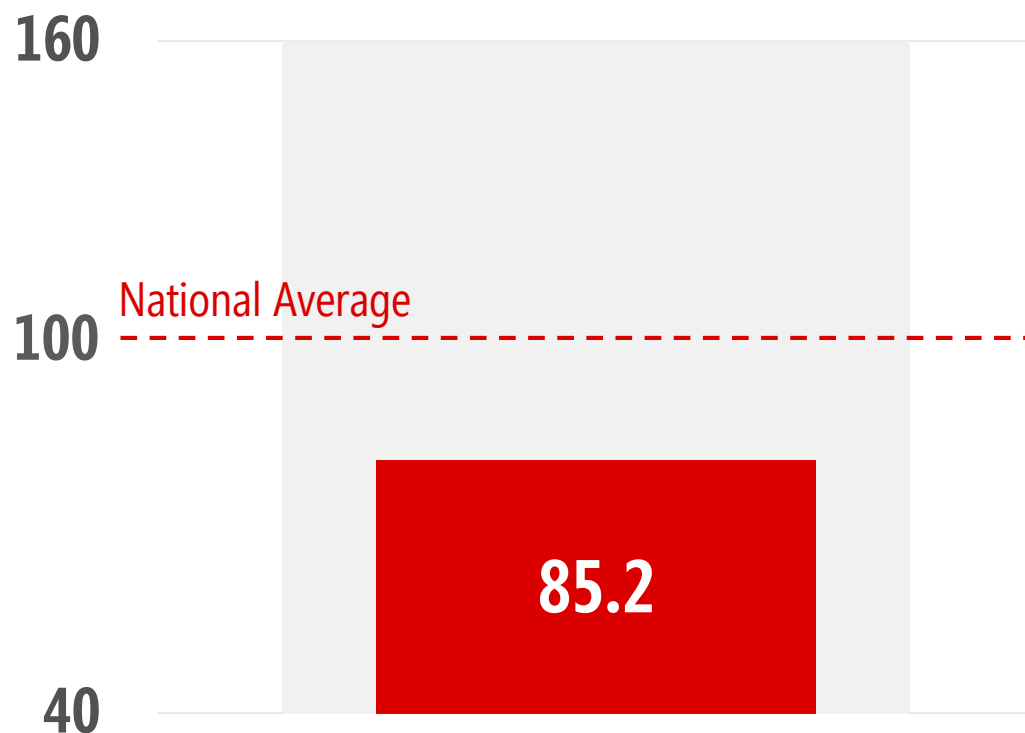


Source: Fall 2019 AIAN FACES Direct Child Assessment and Parent Survey, Table D.3.

Note: Statistics are weighted to represent all children enrolled in Region XI Head Start in Fall 2019. Percentages may not sum to 100 due to rounding. According to the Centers for Disease Control and Prevention (CDC), a child is considered to be underweight when his/her BMI score is below the 5th percentile for his/her age and gender, normal weight when his/her BMI score is at or above the 5th percentile and below the 85th percentile for his/her age and gender, overweight when his/her BMI score is at or above the 85th percentile and below the 95th percentile for his/her age and gender, and obese if his/her BMI is at or above the 95th percentile for his/her age and gender.

# Region XI Head Start children scored an average of **85.2** on receptive vocabulary in Fall 2019.

Colored bar represents the average score. Gray area represents the possible range of scores.

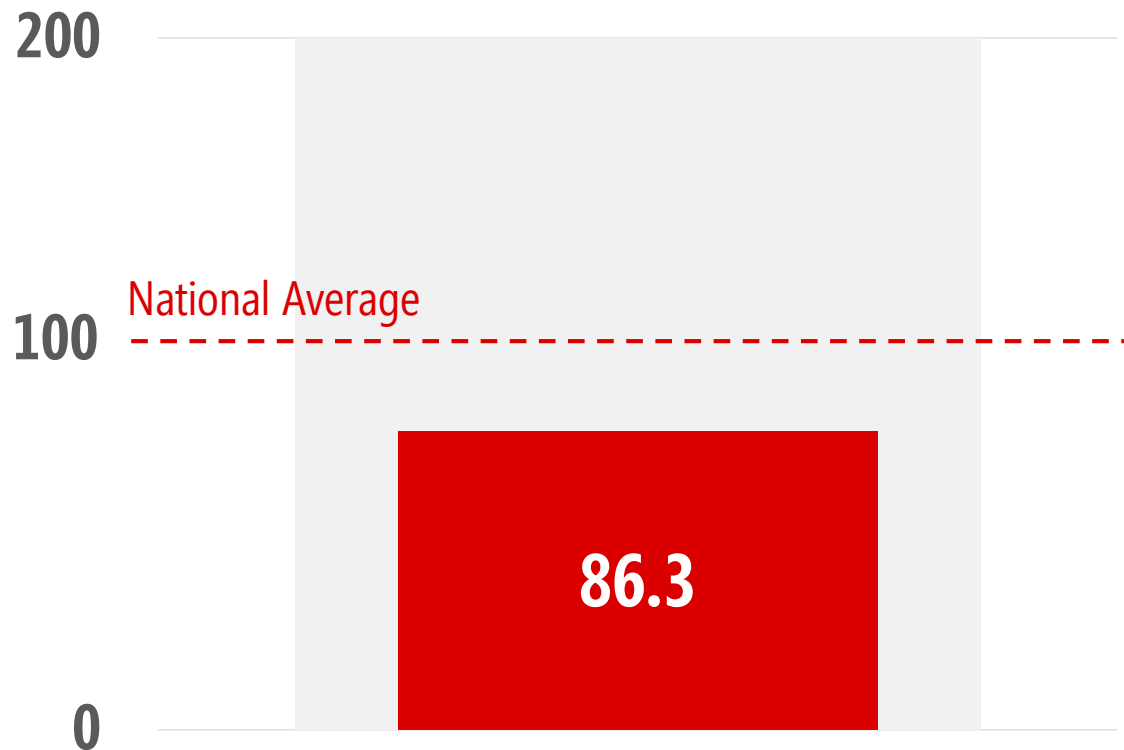


Source: Fall 2019 AIAN FACES Direct Child Assessment and Parent Survey, Table B.3, PPVT-5 standard score.

Note: Statistics are weighted to represent all children enrolled in Region XI Head Start programs in Fall 2019. Standard scores in this table reflect an individual's performance relative to English-speaking children of the same age nationally unless otherwise noted. These scores have a mean of 100 and a standard deviation of 15.

# Region XI Head Start children scored an average of **86.3** on letter-word knowledge in Fall 2019.

Colored bar represents the average score. Gray area represents the possible range of scores.

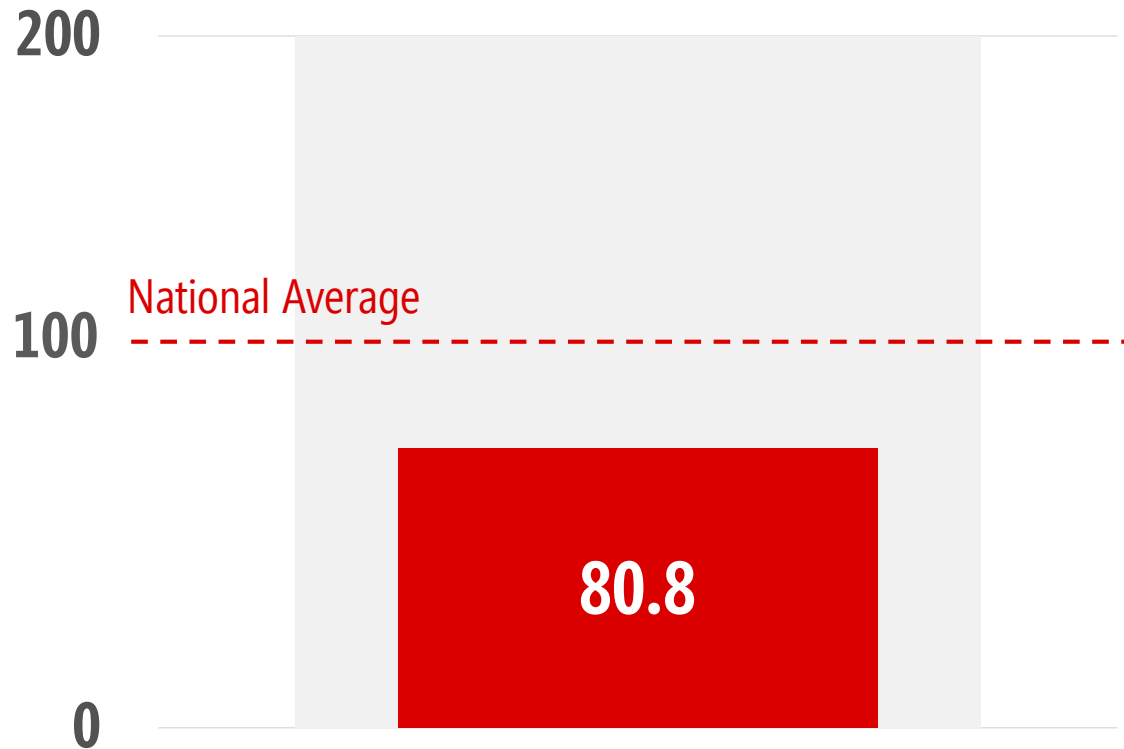


Source: Fall 2019 AIAN FACES Direct Child Assessment and Parent Survey, Table B.5, WJ IV: Letter-Word Identification standard score.

Note: Statistics are weighted to represent all children enrolled in Region XI Head Start programs in Fall 2019. Standard scores in this table reflect an individual's performance relative to English-speaking children of the same age nationally unless otherwise noted. These scores have a mean of 100 and a standard deviation of 15.

# Region XI Head Start children scored an average of **80.8** on early math in Fall 2019.

Colored bar represents the average score. Gray area represents the possible range of scores.

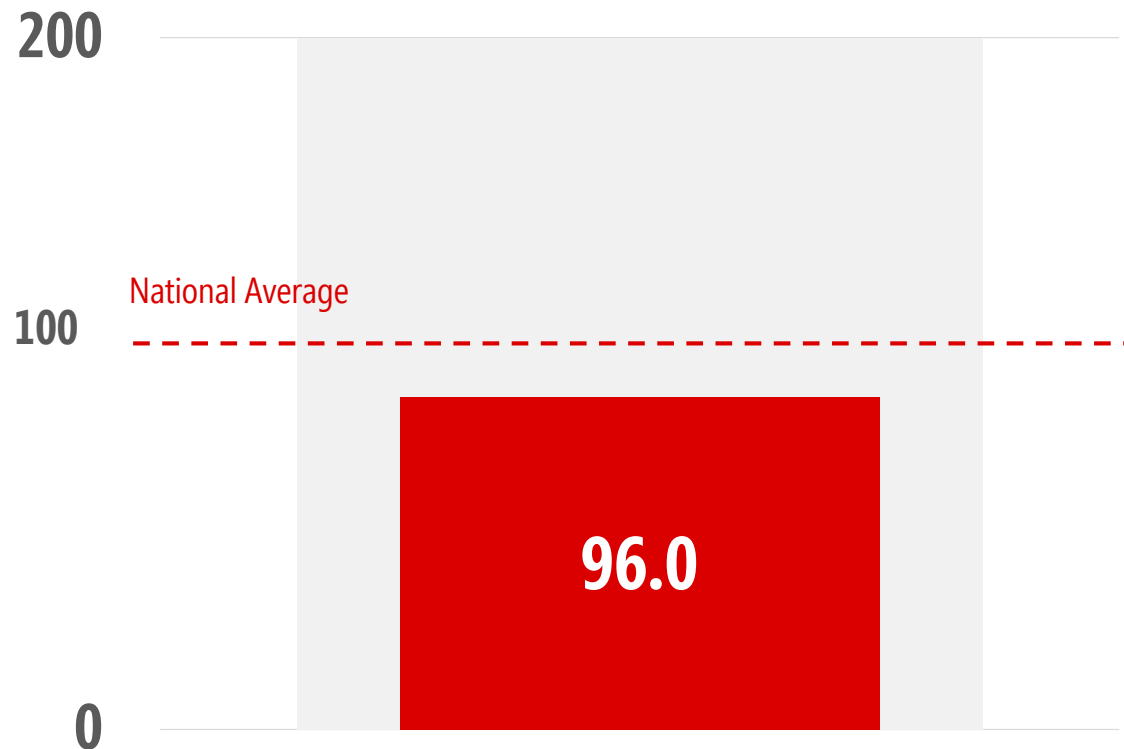


Source: Fall 2019 AIAN FACES Direct Child Assessment and Parent Survey, Table B.7, WJ IV: Applied Problems standard score.

Note: Statistics are weighted to represent all children enrolled in Region XI Head Start programs in Fall 2019. Standard scores in this table reflect an individual's performance relative to English-speaking children of the same age nationally unless otherwise noted. These scores have a mean of 100 and a standard deviation of 15.

# Region XI Head Start children 3 years, 4 months and older scored an average of **96.0** in early writing in Fall 2019.

Colored bar represents the average score. Gray area represents the possible range of scores.



Source: Fall 2019 AIAN FACES Direct Child Assessment and Parent Survey, Table B.5, WJ IV: Spelling standard score.

Note: Statistics are weighted to represent all children enrolled in Region XI Head Start programs in Fall 2019. Standard scores in this table reflect an individual's performance relative to English-speaking children of the same age nationally unless otherwise noted. These scores have a mean of 100 and a standard deviation of 15.

# Office of Head Start perspective on AIAN FACES data



**Todd Lertjuntharangool**  
**Regional Program Manager**  
**Office of Head Start – Region XI**

# Program director perspective on AIAN FACES data



**Laura McKechnie**  
**Sault Ste. Marie Tribe Head Start**

# **Additional information**



# For more information

- **Program and center response to COVID – webinar to be held next week (12/14 and 12/17)**
- **To learn more about the study and study reports, see the AIAN FACES study page on the ACF website**
  - <https://www.acf.hhs.gov/opre/research/project/american-indian-and-alaska-native-head-start-family-and-child-experiences-survey-faces> or Google “OPRE AIAN FACES”
  - This webinar will be posted on the website
- **To learn more about the data and apply for data access, see the study pages at the Child & Family Data Archive**
  - AIAN FACES 2015 data available now:  
<https://www.childandfamilydataarchive.org/cfda/archives/cfda/studies/36804>
  - AIAN FACES data available in 2021

## Questions?

- **Please use the “Question and Answer” option in your toolbar along the bottom of the screen**

# Study contacts

- **Meryl Barofsky**  
[Meryl.Barofsky@acf.hhs.gov](mailto:Meryl.Barofsky@acf.hhs.gov)
- **Laura Hoard**  
[Laura.Hoard@acf.hhs.gov](mailto:Laura.Hoard@acf.hhs.gov)
- **Sara Bernstein**  
[SBernstein@mathematica-mpr.com](mailto:SBernstein@mathematica-mpr.com)
- **Lizabeth Malone**  
[LMalone@mathematica-mpr.com](mailto:LMalone@mathematica-mpr.com)



# Thank you and closing comments from Office of Head Start

## Acknowledgments

- The 22 Region XI Head Start programs, staff, families, and communities who participated
- AIAN FACES 2019 Workgroup

